

HOCKEY STAR  
TREVOR LINDEN'S  
WHISTLER CONDO  
GROWS INTO A  
RUSTIC YET  
REFINED HAVEN.

Text by KAREN ASHBEE

Photography by JANIS NICOLAY

# Peak Performance



Styling by Maureen Willick/Books, vases, 18Karat; flowers, Limglight Floral Design; throw, Provide Home

**When former Vancouver** Canucks captain Trevor Linden gets a little downtime, he heads for the hills. Nestled in British Columbia's Coast Mountains, his Whistler townhouse lets him switch gears and indulge in his new passion, competitive road racing, or hit the slopes. Since retiring in 2008, Trevor hasn't rested on his laurels. "Captain Canuck" is a sought-after speaker, a co-owner of Club16 Trevor Linden Fitness, and a real-estate developer with his younger brother, contractor Jamie Linden. When it came time to renovate his Whistler vacation home, Trevor relied on Jamie and designer David Nicolay of Evoke International Design to realize his vision. We got Trevor to take us on a tour of his home away from home.

**HOUSE & HOME: Why did you pick Whistler for a second home?**

**TREVOR LINDEN:** When I was living in New York in 1997 playing for the New York Islanders, I told my realtor to let me know if a unit ever came up in Snowy Creek. That's where I wanted to be when I retired from playing professional hockey. The big attraction is that it's totally ski-in/ski-out, so you never have to get in your car. Literally, it's a 90-second walk to the middle of Whistler Village, where you can access downhill or cross-country skiing trails, enjoy après-ski and fine dining, or get groceries.

**H&H: Why did you select this particular townhouse?**

**TL:** I loved the location so I bought it in 1998 sight unseen, with the intention of renting it out until I retired. I don't think I ever

stayed here until after it was renovated in 2011.

**H&H: How did you choose the designer for this project?**

**TL:** My brother Jamie, who owns Linden Construction, has a great eye for contemporary architecture, and for what it takes to look good. He had worked with David Nicolay of Evoke on several projects, and I found that David's attention to detail is on par with my brother's. Not only did I appreciate David's style, but also the fact that we could all work well together.

**H&H: Why renovate?**

**TL:** It was a 1998 spec-built home and it looked that way: cheaply built from poor materials. Since I had rented it out from Day One, nothing had been done. It was dreadful inside, and nothing was worth saving. When we gutted it, we scrapped the electrical, the plumbing, and the drywall — and I never felt guilty.

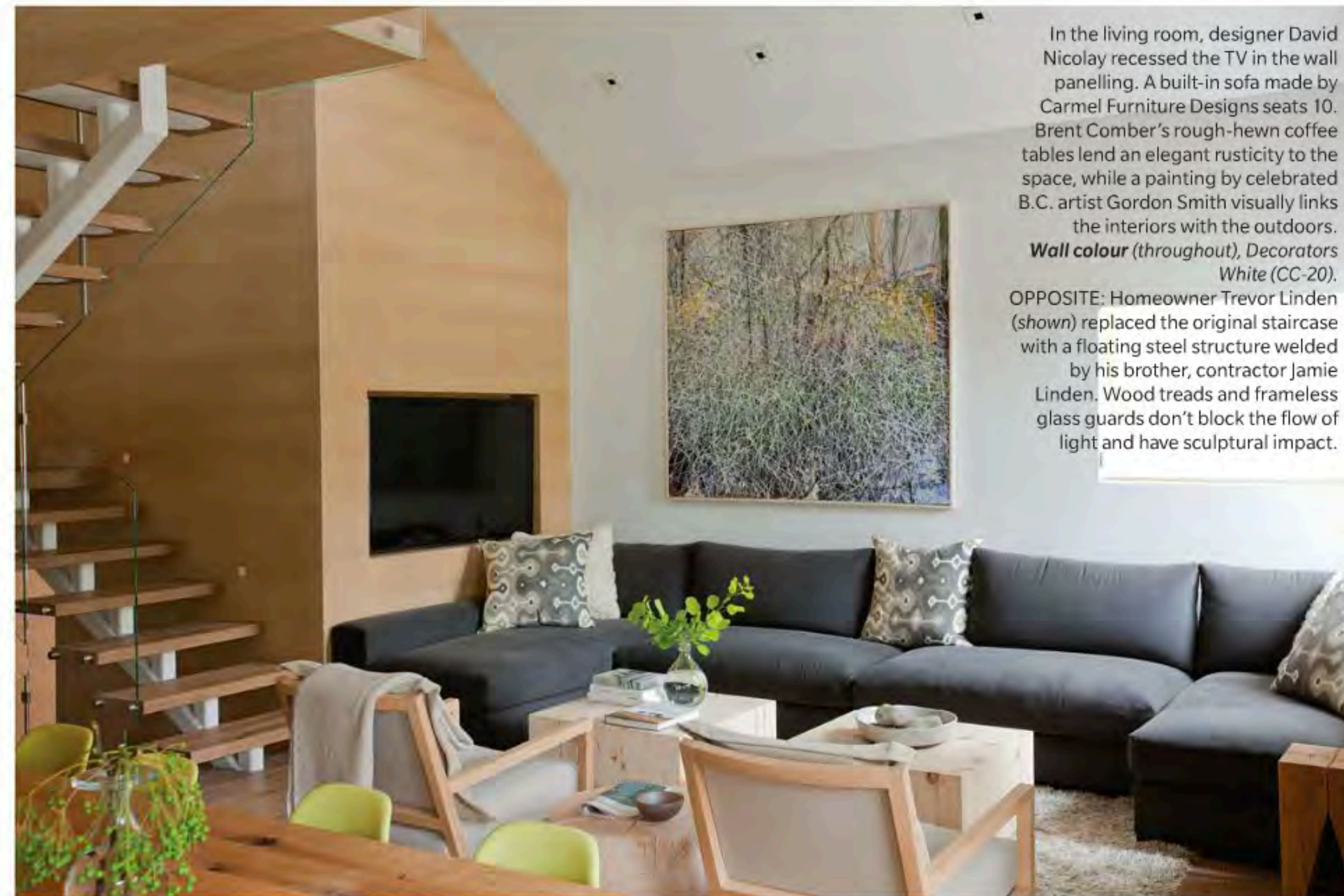
**H&H: What were your big asks for the space?**

**TL:** In Whistler, the predominant style is big, log cabin-type homes with exposed beams and wood panelling. I wanted something with a clean, contemporary style — but that was also warm and able to take some hard knocks. For example, the modern white-oak flooring can withstand ski boots traipsing across it without marking since it's oiled, not finished with polyurethane, which is hard to refinish if scratched. I also wanted to make the space more usable by opening it up. The kitchen was confined to a corner and blocked

In the living room, designer David Nicolay recessed the TV in the wall panelling. A built-in sofa made by Carmel Furniture Designs seats 10. Brent Comber's rough-hewn coffee tables lend an elegant rusticity to the space, while a painting by celebrated B.C. artist Gordon Smith visually links the interiors with the outdoors.

**Wall colour** (throughout), Decorators White (CC-20).

OPPOSITE: Homeowner Trevor Linden (shown) replaced the original staircase with a floating steel structure welded by his brother, contractor Jamie Linden. Wood treads and frameless glass guards don't block the flow of light and have sculptural impact.





## Kitchen Confidential

**THE LOOK:** Rustic modern. "It's Whistler, so we wanted that warm, wood-cabin feel but also a clean palette and minimalist look that's slick," explains designer David Nicolay of Evoke International Design. The kitchen was transformed from builder-basic to contemporary hideaway by concealing the double fridges and freezer drawer within white lacquer cabinets, adding an expansive limestone backsplash and wide-plank oak floors, plus accessories and chairs in hits of green.

**THE LAYOUT:** A generous L shape with vertical storage stacked at opposite corners and floating uppers. An open space that accommodates a large group was a must on Trevor's wish list.

**THE EXTRAS:** A wood ceiling with square cutouts for recessed lights, a big picture window and a modern bookshelf give the space personality. Electrical outlets are kept low and horizontal to follow the grain of the limestone wall tiles.

**THE MATERIALS:** The natural, organic beauty of Mare Bianco limestone tiles and oak woodgrain is heightened when juxtaposed by the clean modernity of Caesarstone counters and white lacquer cabinets.

Ceramic bowl (on table), Martha Sturdy bowl (on counter), cutting board, Provide, vases, 18Karat tea towel, Orling & Wu, canisters, Homewerx; pot, Designhouse; flowers, Limestone Floral Design


The stretch of narrow wood cabinets blends in with the Mare Bianco limestone wall tiles for an open, uncluttered look. White lacquer lowers and modern Herman Miller chairs from Inform Interiors are combined with a handcrafted e15 oak table and leaning shelf from Living Space Interiors. The millwork is by Evoke, and the oak flooring is from Sullivan Source Flooring. **Counters, Caesarstone Eggshell; Gaggenau appliances, Trail Appliances.**






Pops of chartreuse throughout the space and greenery bring a natural vibe inside. OPPOSITE: Trevor appreciates a neat, orderly look in the kitchen, so there's no hardware on the cabinets: they open via finger-pull grooves. The upper cabinet doors lift open and are equipped with automatic closures, so there's plenty of head clearance for 6'4" Trevor.




Books, vase, 18Karat; OPPOSITE: Tea towels, Örling & Wu; Martha Sturdy bowl, cutting board, Provide Home; vase, 18Karat







TOP LEFT: Nestled in Whistler's Snowy Creek community, the five-level townhouse has easy access to the mountains and the Village.  
 TOP CENTRE: The existing fireplace was updated with unglazed porcelain tile. The breast was kept free of a mantel, so the texture remains the focal point.  
 TOP RIGHT: The loft space is masculine without being heavy, and custom-made shelves keep clutter in check.  
 RIGHT: Designed as a wet room, the main bathroom has an open-air feel.  
 BOTTOM LEFT: The king-size bed from Carmel Furniture Design dominates the principal bedroom, while the Brent Comber side table adds a natural note.  
 BOTTOM CENTRE: Trevor and his 10-year-old nephew, Vander, kick back in the loft.  
 BOTTOM RIGHT: The floating vanity and toilet have visual lightness, and are practical when cleaning the floor.



Fireplace: Martha Sturdy resin bowl (on side table), throw, Provide Home; flowers, LimeLight Floral Design/Loft: Rattan pouf, 18Karat, storage bag, Provide Home/Shower: Towel, Provide Home; liquid soap, The Cross/Principal bedroom: Tumbler, blanket, Provide Home/Loft: Dark grey wool pillow, Provide Home/Vanity: Hand towel, shaving brush and cup, soap, Örling & Wu; teak box, C&B; carafe, Provide Home



In the guest bedroom, a custom-made Bensen bed from Inform Interiors and a vase in bright chartreuse, one of Trevor's favourite colours, lift the neutral palette. Low-profile furniture and simple baseboard reveals are classic contemporary details. **Floor mat**, Örling & Wu; **linens**, St. Geneve; **ceramic vase**, Provide Home.